

Learning about Culture at Burrumbuttock Preschool





This publication has been produced by Burrumbuttock Preschool with support from Wirraminna Environmental Education Centre and PeeKdesigns.

Copyright 2016 Burrumbuttock Preschool



Exploring and learning more about Aboriginal culture together

We started the day by exploring Wirraminna and learning about the Corroboree frogs and fish kept inside the learning centre.



CHILDREN'S VOICES

"This is Nanna and looking at the fish," said Lucy.
"I was looking at the fish," said Savanah.





We were excited to share our
Aboriginal Culture Gala Day
with our new friends from
Koori Kindermanna Preschool



Aunty Valda talked to us about where animals lived. We painted plates green and blue then stuck animals on where they belonged.

CHILDREN'S VOICES

"Making turtles, were we, I don't know. I think it's a turtle, actually it is. It has a head and legs," said Lilly.

"Making a plate, some cotton balls, paint, water, animals on plates," said Grace.

"That was the craft all that stuff. There's Nan and me, Mum," said Peter

Adelaide said, "I was getting some paint and putting it for the sky and the green was the grass"

"We were making out fish things," said Isaac.

"Making fish and stuff up," said Lucy.

"Making craft," said Savannah.

"Painting with Mum," said Isobelle.





Aunty Valda came to spend some time with us at Wirraminna to help us to learn more about Aboriginal culture. Aunty Valda explained each flag and what they meant. She also showed us all the tools. There was a didgeridoo, clapping sticks, digging sticks, boomerangs, coolamons, the seeds from a quandong tree and many more!





The children were shown pictures of some of the Aboriginal artefacts they learnt about on the day. They were able to talk about what they were for the next week.

CHILDREN'S VOICES

"There was a didgeridoo," said Isaac, "and a red, black and yellow flag."

Peter said, "It was for blowing air into and it made sounds. It was one of their instruments. All the boomerangs are for killing animals."

"We shared the boomerangs," said Charlotte.

Lilly said, "There were flags and boomerangs."

"The big boomerangs," recalled Savannah.

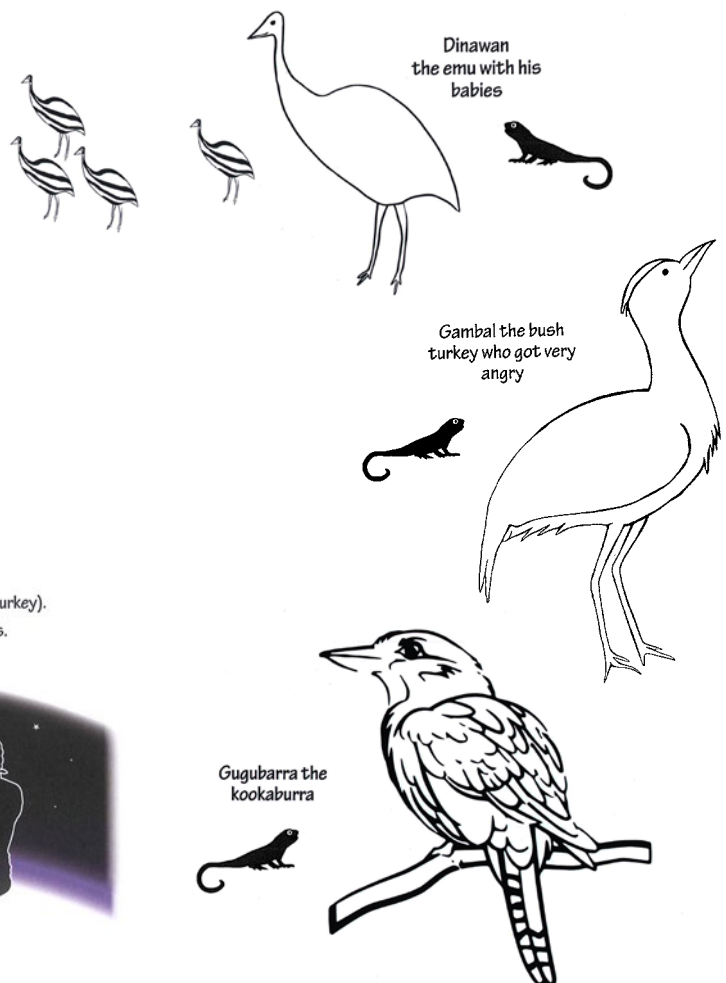

"For the bigger animals, we needed bigger boomerangs," said Karen.

Grace remembered the "tapping sticks."

Taylor also recalled the "red, black and yellow flag."

Lucy liked the "boomerangs." Isobelle liked the "instruments."

Sharing a Dreamtime Story



How the sun was made

This is a story which talks about dinawan (the emu) and gambal (the bush turkey).
It is a Wiradjuri story that comes from the plains of New South Wales.





CHILDREN'S VOICES

"We were reading a book," said Isobelle.



We did animal movements with Stacey.



Stacey talked to us about the pollination of plants. William and Lucy are being flowers. Stacey's hand is a buzzing bee. It is going from one flower to another collecting the pollen. The bee is helping the flowers by pollinating them. The flowers will then turn into the fruit and inside the fruit is the seeds!



Treasure Hunting



CHILDREN'S VOICES

"We were finding things on our list," said Isaac.

"Hunting," said Grace.

"Collecting stuff," said Lilly.

"Picking up things and stuff," said Lucy.

"Finding stuff," said Savannah.

"Looking for things to put on the paper," said Isobelle.





CHILDREN'S VOICES

"I have something that has a seed inside," said Isaac."

Peter said, "We were finding the nuts. We there were finding the nuts in the same tree at the same place."

"We went for a treasure hunt out there," said Lucy.



What we liked about our day at Wirraminna



CHILDREN'S VOICES

"Eating," said Isaac.
Grace liked the "boomerangs."
"Everything," said William.
"Doing the treasure hunt," said Adelaide.
Lucy liked "playing with Isaac."
Aiden enjoyed "watching the fish."
"Looking at the boomerangs," said Peter.
"Looking at the Corroboree Frog," replied Savanah.

"I liked playing," said Taylor.
Isobelle and Charlotte enjoyed "playing on the monkey bars."
"I don't know," said Lilly.
Renae like the "Treasure Hunt."
"Treasure hunt and cooking the BBQ," said Dee.
"Walking around the grounds," said Sam.
Stacee enjoyed the "plates and how to decorate them."



David Dunn a Wiradjuri artist has visited us at preschool. David shared with us how to paint.

We painted yellow then red then black, painting back and forth across the canvas. We did some drawing of some people. The people were carrying things (coolamon), walking, throwing boomerangs, swinging a bullroarer, throwing a spear, dancing. We then tried drawing tree trunks. We painted leaves with a stamping brush. On our canvases, we then painted some people and some trees and grass.



David Dunn taught us symbols that are used in Aboriginal art.

We all drew them on paper with David, one at a time, discussing their meaning. Then we used the symbols to create a story on our own boomerangs.

We got up one at a time and shared with David what we drew on our boomerangs.





David showed us how to paint a rainbow. We painted each corner a different colour. We would blend the next colour in until we covered our page and made a rainbow. We then painted trees, people and animals. At the bottom of our canvases we painted dots.





CHILDREN'S VOICES

"I liked David teaching us how to do the dots on the bottom of the picture," said Peter. "I liked doing with David the persons doing some walking. Some of the dancing persons were a bit funny."

"I liked doing the trees on the painting," said Aiden. Taylor liked "doing the trees with David and Stacey."


Isobelle said, "I liked doing the leaves (stamping with a big brush)"

"I liked helping to do the tree with David with the paint brush," said Charlotte.

William and Lucy both said, "I liked doing the leaves."

"I liked doing the trunk of the tree," said Lilly.





Providing a foundation for
lifelong education and learning





We love learning about
Aboriginal culture at
Burrumbuttock Preschool!



Howlong Road, Burrumbuttock NSW

Phone: 02 6029 3343

Open Tuesday, Thursday and Friday

www.burrumbuttockpreschool.com.au